

Industry

Construction

Company

The company offers demolition, grading, and trucking services to commercial, residential, and industrial communities.

Customer need

The customer had difficulty handling pay codes and overtime hours while capturing time-tracking data from the field. They were looking for a solution that tracked the employees location and captured their clock-in and clock-out at every job site that had its own associated pay rate. Additionally, they wanted to send their visit logs to ADP.

New workflow with allGeo

The allGeo solution was quick and easy to implement. Since they were already sending the manual time clock records to ADP, they wanted to keep it that way. We proposed that they go with the Manual Time clocking with GPS Tracking. With this approach, they are able to send the paydata logs to ADP having job codes associated with each task. They were also able to segregate the total number of hours into regular, overtime, and double overtime hours and send them to ADP.

The Regular and Overtime Calculation for an employee:

Daily	Total	Regular	Overtime	DOT
Mon	5	5	0	0
Tue	5	5	0	0
Wed	5	5	0	0
Thu	5	5	0	0
Fri	14	8	4	2
Sat	8	8	0	0
Sun	15	4	8	3
Total	57	40	12	5


The new workflow supported the following payroll calculation rules:

- Anything above 8 hrs/day is overtime.
- Anything above 40 hrs/week is overtime.
- The sum of Reg & overtime/day should be 12, anything above 12 hrs/day is double overtime.

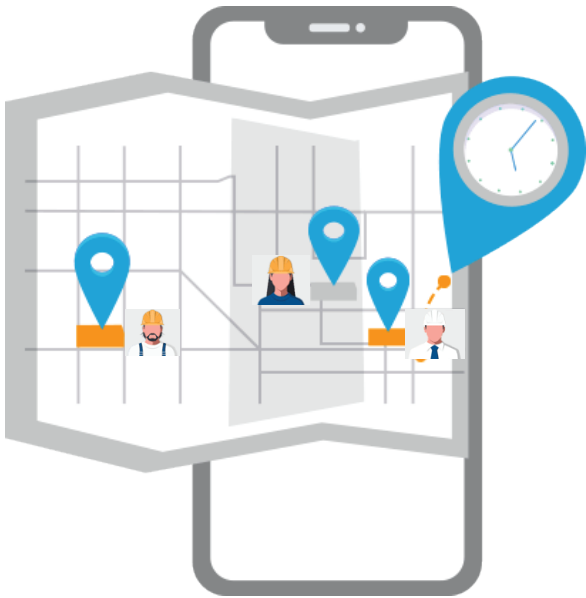
Here are some of the key reports generated:

- Breadcrumb Report:** This report gives the location trails of the employees for that particular date range. The location trails can also be seen in allGeo’s map view.
- Standard Manual Report:** This report shows the time and location of every start of day and end of day punches and the hours spent between them.
- Daily Reg-OT Hours Report (Jobsite):** This report shows all the hours under one column and segregates them into regular and overtime hours.
- Paydata Report:** This report is compatible with the ADP paydata report that shows the total hours spent on each job site (job code).

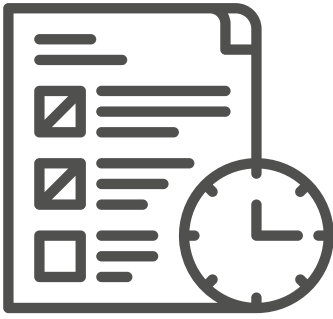
Let’s say, for the period of 7 days, an employee visited the same jobsite. The report shows only one entry for this employee with the total hours spent on that jobsite and segregates the hours between regular, over-time, and double overtime. Here is an example of regular and overtime calculation for an employee:



50+ Employees



Breadcrumb Report



Time Clock Report



Payroll calculation



About allGeo

allGeo is a leading provider of [field service management](#) for mid-size & enterprise businesses to achieve excellence in field service operations by providing tools to improve operations & payroll processes. The allGeo platform helps businesses create custom [field service workflows](#) using products & tools such as [Scheduling, Time Clock, Tracking & Monitoring, Mileage](#), Dispatch Messaging, [Mobile Forms](#), Events based alerts, and Reporting.

Examples of workflows include - Time tracking using geofence and pay rate logic for Payroll, QR and Geofence sites for jobs tracking, [Lone worker safety](#) with E911 integration, [Electronic Visit Verification \(EVV\)](#) for home health care, and [Field Inspection](#) using QR / mobile forms. The [allGeo platform](#) integrates with your CRM, ERP and payroll systems to enable easy flow of data from the field to your back office systems.

Contact Us

Tel: +1-415-496-9436

Fax: +1-800-507-1673

Email: sales@abaq.us